

S3151

3-1/2" Series

Low Profile Square Shower Trim with Square Pinhole Opening

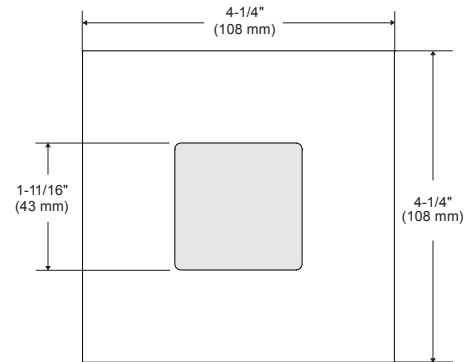
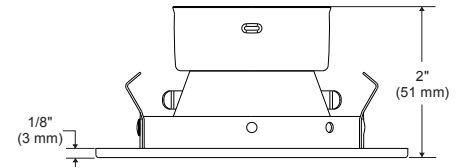
SPECIFICATIONS

TRIM	Powder coated paint or plated die-formed steel. Different finishes available. Painted finishes available with Marine Grade option.									
LAMPS (maximum wattage)	GU10 LED 9.8W MR16 LED GU 5.3 11.5W PAR16 LED 8W	GU10 50W MR16 GU 5.3 20-50W								
	If you want to use the dimming option and you use a GU10 or PAR16 LED lamp, please refer regularly to the lamp manufacturer compatibility list. For dimming a MR16 LED lamp, please refer to the selected housing specification sheet (compatible housings list below). Using LED lamps in shower trims may result in its lifespan decrease. Contrast Lighting cannot be held responsible for LED lamps lifespan lost when used in totally enclosed spaces.									
REFLECTORS	Standard: Anodized aluminum Option: <table border="0"> <tr> <td>Specular</td> <td>Painted</td> </tr> <tr> <td>Black (BK)</td> <td>White (-01)</td> </tr> <tr> <td>Clear (CL)</td> <td>Black (-02)</td> </tr> <tr> <td></td> <td>Matte White (-11)</td> </tr> </table>		Specular	Painted	Black (BK)	White (-01)	Clear (CL)	Black (-02)		Matte White (-11)
Specular	Painted									
Black (BK)	White (-01)									
Clear (CL)	Black (-02)									
	Matte White (-11)									
LENS	Standard: Frosted lens Available: Clear lens (C) To order, place the lens code after the trim code. Ex.: S3151C-01									
CEILING CUTOUT	Ø 3-5/8" (92 mm)									
CERTIFICATION	<ul style="list-style-type: none"> cULus E343977 for wet locations (for GU10, MR16 and PAR16 LED lamps) cULus E174023 for wet locations (for MR16, GU10 halogen lamps) 									
WARRANTY	1 year for standard finishes, 2 years on "Marine Grade" finishes.									

Project	
Notes	
Fixture Type	
Date	



S3151-11 (illustrated)
(Lamp not included)



COMPATIBLE HOUSINGS

	IC Air Tight Remodel Housing	IC Air Tight New Construction Housing
LED	GU10 LED 9.8W IT3000T-LED MR16 LED GU 5.3 11.5W IT3000CE-LED IT3000E-LED PAR16 LED 8W CA3000-LED	GU10 LED 9.8W NW3000T-LED MR16 LED GU 5.3 11.5W NW3000CE-LED NW3000E-LED PAR16 LED 8W NW3000CA-LED

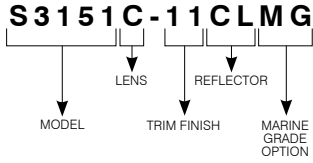
	Remodel Housing	New Construction Housing	Insulated Housing
HALOGENS	MR16 GU 5.3 50W IT3000LE IT3000LM GU10 50W IT3000LT	MR16 GU 5.3 37W NW30000CE NW3000CM MR16 GU 5.3 50W NW3000LE NW3000LM GU10 50W NW3000LT	MR16 GU 5.3 20W ISMR3000E20 ISMR3000M20 MR16 GU 5.3 35W ISMR3000M35 ISMR3000E35 ISMR3000M



S3151

3-1/2" Series

EXEMPLE DE CODIFICATION



ORDERING CODE

MODEL	LENS	TRIM FINISH	REFLECTOR	MARINE GRADE
S3151				
S3151	Standard: Frosted C Clear	-01 White -02 Black -03 Gold Plated 24K -04 Chrome -04BR Brushed Chrome -05 Architectural Bronze -06 Antique Copper -11 Matte White -12BR Brushed Nickel -13 Satin Nickel -15 Metallic Grey -17 Antique Nickel	ANODIZED Aluminum (standard) SPECULAR CL Clear BK Black PAINTED -01 White -02 Black -11 Matte White	MG (optional) May be applied on finishes: -01, -02, -05, -06, -11 and -15

MARINE GRADE - Unless otherwise indicated, trims are for interior, cold and exterior locations where fixtures are not subject to direct rain or snow exposure as in soffits. MARINE GRADE treatment is recommended for exterior, shower and high salinity environment.

